


Oil Free

Air Compressors

Installed motor power 2.2 - 315 kW/3 - 425 hp



CONTENTS

| | |
|--|-----|
| 01 OIL FREE SCROLL AIR COMPRESSOR | P01 |
| 02 WATER INJECTED OIL FREE SCREW AIR COMPRESSOR(VSD) | P03 |
| 03 DRY TYPE OIL FREE SCREW AIR COMPRESSOR | P05 |



OIL FREE SCROLL AIR COMPRESSOR


Features and advantages

Mute, clean, energy saving and efficient.

100% oil free (class 0).

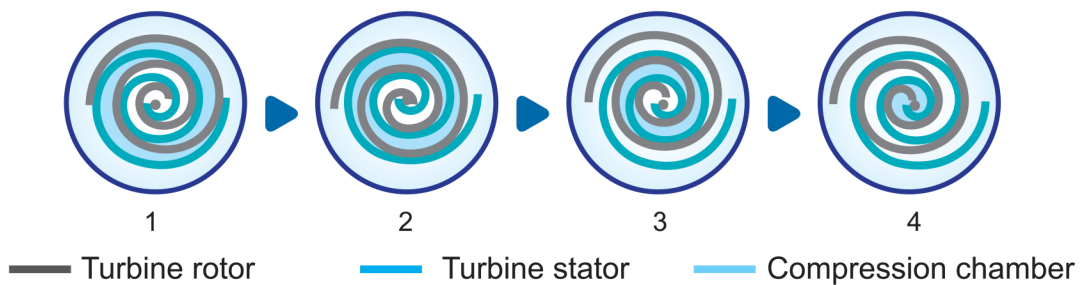
Delivers 11-15% more air compared to similar designs with no additional power.

Better in durability and longevity.



Working principle

The turbine rotor turns in sequence of Picture 1→2→3→4, air is sucked into the space between turbine stator and turbine rotor, the volume of crescent-shaped (in point symmetry) compression chamber gradually decreases, compressed air is discharged through air outlet of central portion.



Technical parameters

| Type | Maximum working pressure | | Capacity FAD* | | | | Installed motor power | | No of air end | Air outlet pipe diameter | Noise Level** | Dimensions(mm) | | | Weight |
|--------|--------------------------|------|---------------|-----|--------|-----|-----------------------|-----|---------------|--------------------------|---------------|----------------|------|------|--------|
| | | | 50 Hz | | 60 Hz | | | | | | | L | W | H | |
| | bar(e) | psig | m³/min | cfm | m³/min | cfm | kW | hp | Units | inch | [dB(A)] | | | | kg |
| DWW-2 | 7.5 | 109 | 0.24 | 8 | 0.24 | 8 | 2.2 | 3 | 1 | G1/2" | 65 | 920 | 720 | 940 | 230 |
| | 8.5 | 123 | 0.23 | 8 | 0.23 | 8 | 2.2 | 3 | | G1/2" | 65 | 920 | 720 | 940 | 230 |
| | 10.5 | 152 | 0.21 | 7 | 0.21 | 7 | 2.2 | 3 | | G1/2" | 65 | 920 | 720 | 940 | 230 |
| DWW-3 | 7.5 | 109 | 0.43 | 15 | 0.42 | 15 | 3.7 | 5 | 1 | G1/2" | 65 | 920 | 720 | 940 | 230 |
| | 8.5 | 123 | 0.40 | 14 | 0.40 | 14 | 3.7 | 5 | | G1/2" | 65 | 920 | 720 | 940 | 230 |
| | 10.5 | 152 | 0.37 | 13 | 0.37 | 13 | 3.7 | 5 | | G1/2" | 65 | 920 | 720 | 940 | 230 |
| DWW-5 | 7.5 | 109 | 0.60 | 21 | 0.60 | 21 | 5.5 | 7.5 | 2 | G1 | 68 | 1150 | 760 | 1020 | 360 |
| | 8.5 | 123 | 0.58 | 20 | 0.57 | 20 | 5.5 | 7.5 | | G1 | 68 | 1150 | 760 | 1020 | 360 |
| | 10.5 | 152 | 0.53 | 19 | 0.53 | 19 | 5.5 | 7.5 | | G1 | 68 | 1150 | 760 | 1020 | 360 |
| DWW-7 | 7.5 | 109 | 0.86 | 31 | 0.84 | 30 | 7.5 | 10 | 2 | G1 | 68 | 1150 | 760 | 1020 | 360 |
| | 8.5 | 123 | 0.80 | 28 | 0.80 | 28 | 7.5 | 10 | | G1 | 68 | 1150 | 760 | 1020 | 360 |
| | 10.5 | 152 | 0.74 | 26 | 0.73 | 26 | 7.5 | 10 | | G1 | 68 | 1150 | 760 | 1020 | 360 |
| DWW-11 | 7.5 | 109 | 1.26 | 45 | 1.26 | 44 | 11 | 15 | 3 | G1 | 70 | 1150 | 760 | 1400 | 500 |
| | 8.5 | 123 | 1.20 | 43 | 1.20 | 42 | 11 | 15 | | G1 | 70 | 1150 | 760 | 1400 | 500 |
| | 10.5 | 152 | 1.10 | 39 | 1.10 | 39 | 11 | 15 | | G1 | 70 | 1150 | 760 | 1400 | 500 |
| DWW-15 | 7.5 | 109 | 1.72 | 61 | 1.72 | 61 | 15 | 20 | 4 | G1-1/2" | 70 | 1800 | 1300 | 1440 | 720 |
| | 8.5 | 123 | 1.64 | 58 | 1.64 | 58 | 15 | 20 | | G1-1/2" | 70 | 1800 | 1300 | 1440 | 720 |
| | 10.5 | 152 | 1.51 | 53 | 1.51 | 53 | 15 | 20 | | G1-1/2" | 70 | 1800 | 1300 | 1440 | 720 |
| DWW-18 | 7.5 | 109 | 2.07 | 73 | 2.07 | 73 | 18 | 25 | 5 | G1-1/2" | 72 | 1800 | 1300 | 1440 | 860 |
| | 8.5 | 123 | 1.97 | 70 | 1.97 | 70 | 18 | 25 | | G1-1/2" | 72 | 1800 | 1300 | 1440 | 860 |
| | 10.5 | 152 | 1.81 | 64 | 1.81 | 64 | 18 | 25 | | G1-1/2" | 72 | 1800 | 1300 | 1440 | 860 |
| DWW-22 | 7.5 | 109 | 2.53 | 89 | 2.53 | 89 | 22 | 30 | 6 | G1-1/2" | 72 | 1800 | 1300 | 1440 | 900 |
| | 8.5 | 123 | 2.41 | 85 | 2.41 | 85 | 22 | 30 | | G1-1/2" | 72 | 1800 | 1300 | 1440 | 900 |
| | 10.5 | 152 | 2.21 | 78 | 2.21 | 78 | 22 | 30 | | G1-1/2" | 72 | 1800 | 1300 | 1440 | 900 |
| DWW-30 | 7.5 | 109 | 3.44 | 121 | 3.44 | 121 | 30 | 40 | 8 | G1-1/2" | 75 | 1800 | 1300 | 1820 | 1200 |
| | 8.5 | 123 | 3.28 | 116 | 3.28 | 116 | 30 | 40 | | G1-1/2" | 75 | 1800 | 1300 | 1820 | 1200 |
| | 10.5 | 152 | 3.01 | 106 | 3.01 | 106 | 30 | 40 | | G1-1/2" | 75 | 1800 | 1300 | 1820 | 1200 |
| DWW-37 | 7.5 | 109 | 4.25 | 150 | 4.25 | 150 | 37 | 50 | 10 | G1-1/2" | 75 | 1800 | 1300 | 2200 | 1420 |
| | 8.5 | 123 | 4.05 | 143 | 4.05 | 143 | 37 | 50 | | G1-1/2" | 75 | 1800 | 1300 | 2200 | 1420 |
| | 10.5 | 152 | 3.72 | 131 | 3.72 | 131 | 37 | 50 | | G1-1/2" | 75 | 1800 | 1300 | 2200 | 1420 |

*) FAD in accordance with ISO 1217 : 2009, Annex C: Absolute intake pressure 1 bar (a), cooling and air intake temperature 20 °C

**) Noise level as per ISO 2151 and the basic standard ISO 9614-2, operation at maximum operating pressure and maximum speed; tolerance: ± 3 dB(A)

Specifications are subject to change without notice.

WATER INJECTED OIL FREE SCREW AIR COMPRESSOR(VSD)

Features and advantages



01

State-of-the-art Screw Element

- Original DENAIR air end
- Single screw with star wheel design



02

Electrical Components

Schneider electrical elements with original package from France, safe and reliable.



03

Compressed Air Vessel

High quality stainless steel material, reduction of pressure drops and energy costs.



04

Touch Screen Controller

Smart touch screen controller with multi-language LCD available.



05

Water Filter

High quality stainless steel material, separate the compressed air and water efficiently.



06

Stainless Steel Oil Pipe and Air Pipe

- High temperature resistant (400°C=752°F) and low temperature resistant(- 270°C= - 518°F), high pressure resistant
- Ultra-long life (80 years), completely leak free and maintenance free

Technical parameters

| Model | Maximum working pressure | | Capacity FAD* | | | | | | | | Installed motor power | | Driving Mode & Cooling Method | Noise level** | Dimensions(mm) | | | Weight | Air outlet pipe diameter |
|-----------|--------------------------|--------|---------------|-------|------|--------|--------|-------|------|------|-----------------------|---------|---|---------------|----------------|------|------|--------|--------------------------|
| | | | 50 Hz | | | | 60 Hz | | | | | | | | L | W | H | | |
| | | | Min. | Max. | Min. | Max. | Min. | Max. | Min. | Max. | | | | | | | | | |
| bar(e) | psig | m³/min | m³/min | cfm | cfm | m³/min | m³/min | cfm | cfm | kW | hp | [dB(A)] | kg | | | | | | |
| DVAW-15 | 7.5 | 109 | 1.00 | 2.00 | 36 | 71 | 1.00 | 2.00 | 36 | 71 | 15 | 20 | Direct Driven Air Cooling W-Water Cooling | 63 | 1200 | 900 | 1200 | 650 | G1" |
| | 8.5 | 123 | 0.97 | 1.94 | 35 | 69 | 0.97 | 1.94 | 35 | 69 | 15 | 20 | | 63 | 1600 | 1100 | 1500 | 650 | G1" |
| | 10.5 | 152 | 0.83 | 1.66 | 30 | 59 | 0.83 | 1.66 | 30 | 59 | 15 | 20 | | 63 | 1200 | 900 | 1200 | 650 | G1" |
| DVAW-18 | 7.5 | 109 | 1.41 | 2.81 | 50 | 99 | 1.41 | 2.81 | 50 | 99 | 18.5 | 25 | Direct Driven Air Cooling W-Water Cooling | 66 | 1600 | 1100 | 1500 | 800 | G1" |
| | 8.5 | 123 | 1.35 | 2.70 | 48 | 95 | 1.35 | 2.70 | 48 | 95 | 18.5 | 25 | | 66 | 1600 | 1100 | 1500 | 800 | G1" |
| | 10.5 | 152 | 1.10 | 2.19 | 39 | 77 | 1.10 | 2.19 | 39 | 77 | 18.5 | 25 | | 66 | 1600 | 1100 | 1500 | 800 | G1" |
| DVAW-22 | 7.5 | 109 | 1.74 | 3.48 | 62 | 123 | 1.74 | 3.48 | 62 | 123 | 22 | 30 | Direct Driven Air Cooling W-Water Cooling | 66 | 1600 | 1100 | 1500 | 850 | G1" |
| | 8.5 | 123 | 1.73 | 3.46 | 61 | 122 | 1.73 | 3.46 | 61 | 122 | 22 | 30 | | 66 | 1600 | 1100 | 1500 | 850 | G1" |
| | 10.5 | 152 | 1.36 | 2.73 | 48 | 96 | 1.36 | 2.73 | 48 | 96 | 22 | 30 | | 66 | 1600 | 1100 | 1500 | 850 | G1" |
| DVAW-30 | 7.5 | 109 | 2.64 | 5.27 | 93 | 186 | 2.64 | 5.27 | 93 | 186 | 30 | 40 | Direct Driven Air Cooling W-Water Cooling | 69 | 1600 | 1100 | 1500 | 920 | G1-1/2" |
| | 8.5 | 123 | 2.58 | 5.15 | 91 | 182 | 2.58 | 5.15 | 91 | 182 | 30 | 40 | | 69 | 1600 | 1100 | 1500 | 920 | G1-1/2" |
| | 10.5 | 152 | 1.78 | 3.55 | 63 | 125 | 1.78 | 3.55 | 63 | 125 | 30 | 40 | | 69 | 1600 | 1100 | 1500 | 920 | G1-1/2" |
| DVAW-37 | 7.5 | 109 | 3.25 | 6.50 | 115 | 229 | 3.25 | 6.50 | 115 | 229 | 37 | 50 | Direct Driven Air Cooling W-Water Cooling | 69 | 1600 | 1100 | 1500 | 950 | G1-1/2" |
| | 8.5 | 123 | 3.13 | 6.26 | 111 | 221 | 3.13 | 6.26 | 111 | 221 | 37 | 50 | | 69 | 1600 | 1100 | 1500 | 950 | G1-1/2" |
| | 10.5 | 152 | 2.61 | 5.21 | 92 | 184 | 2.61 | 5.21 | 92 | 184 | 37 | 50 | | 69 | 1600 | 1100 | 1500 | 950 | G1-1/2" |
| DVAW-45W | 7.5 | 109 | 4.10 | 8.20 | 145 | 289 | 4.10 | 8.20 | 145 | 289 | 45 | 60 | Direct Driven Air Cooling W-Water Cooling | 66 | 2200 | 1400 | 1800 | 1500 | DN50 |
| | 8.5 | 123 | 3.90 | 7.81 | 138 | 276 | 3.90 | 7.81 | 138 | 276 | 45 | 60 | | 66 | 2200 | 1400 | 1800 | 1500 | DN50 |
| | 10.5 | 152 | 3.12 | 6.23 | 110 | 220 | 3.12 | 6.23 | 110 | 220 | 45 | 60 | | 66 | 2200 | 1400 | 1800 | 1500 | DN50 |
| DVAW-55W | 7.5 | 109 | 4.66 | 9.32 | 165 | 329 | 4.66 | 9.32 | 165 | 329 | 55 | 75 | Direct Driven Air Cooling W-Water Cooling | 66 | 2200 | 1400 | 1800 | 1600 | DN50 |
| | 8.5 | 123 | 4.43 | 8.86 | 157 | 313 | 4.43 | 8.86 | 157 | 313 | 55 | 75 | | 66 | 2200 | 1400 | 1800 | 1600 | DN50 |
| | 10.5 | 152 | 3.89 | 7.78 | 138 | 275 | 3.89 | 7.78 | 138 | 275 | 55 | 75 | | 66 | 2200 | 1400 | 1800 | 1600 | DN50 |
| DVAW-75W | 7.5 | 109 | 6.21 | 12.41 | 219 | 438 | 6.21 | 12.41 | 219 | 438 | 75 | 100 | Direct Driven Air Cooling W-Water Cooling | 71 | 2200 | 1400 | 1800 | 1750 | DN50 |
| | 8.5 | 123 | 6.20 | 12.39 | 219 | 438 | 6.20 | 12.39 | 219 | 438 | 75 | 100 | | 71 | 2200 | 1400 | 1800 | 1750 | DN50 |
| | 10.5 | 152 | 5.23 | 10.45 | 185 | 369 | 5.23 | 10.45 | 185 | 369 | 75 | 100 | | 71 | 2200 | 1400 | 1800 | 1750 | DN50 |
| DVAW-90W | 7.5 | 109 | 8.24 | 16.48 | 291 | 582 | 8.24 | 16.48 | 291 | 582 | 90 | 120 | Direct Driven Air Cooling W-Water Cooling | 73 | 2400 | 1700 | 1800 | 2300 | DN65 |
| | 8.5 | 123 | 8.18 | 16.36 | 289 | 578 | 8.18 | 16.36 | 289 | 578 | 90 | 120 | | 73 | 2400 | 1700 | 1800 | 2300 | DN65 |
| | 10.5 | 152 | 6.41 | 12.82 | 227 | 453 | 6.41 | 12.82 | 227 | 453 | 90 | 120 | | 73 | 2400 | 1700 | 1800 | 2200 | DN65 |
| DVAW-110W | 7.5 | 109 | 10.22 | 20.45 | 361 | 722 | 10.22 | 20.45 | 361 | 722 | 110 | 150 | Direct Driven Air Cooling W-Water Cooling | 73 | 2400 | 1700 | 1800 | 2800 | DN65 |
| | 8.5 | 123 | 9.91 | 19.82 | 350 | 700 | 9.91 | 19.82 | 350 | 700 | 110 | 150 | | 73 | 2400 | 1700 | 1800 | 2800 | DN65 |
| | 10.5 | 152 | 7.78 | 15.55 | 275 | 549 | 7.78 | 15.55 | 275 | 549 | 110 | 150 | | 73 | 2400 | 1700 | 1800 | 2600 | DN65 |
| DVAW-132W | 7.5 | 109 | 11.00 | 21.99 | 389 | 776 | 11.00 | 21.99 | 389 | 776 | 132 | 175 | Direct Driven Air Cooling W-Water Cooling | 76 | 2400 | 1700 | 1800 | 3200 | DN65 |
| | 8.5 | 123 | 10.97 | 21.94 | 388 | 775 | 10.97 | 21.94 | 388 | 775 | 132 | 175 | | 76 | 2400 | 1700 | 1800 | 3200 | DN65 |
| | 10.5 | 152 | 9.89 | 19.79 | 350 | 699 | 9.89 | 19.79 | 350 | 699 | 132 | 175 | | 76 | 2400 | 1700 | 1800 | 3000 | DN65 |


*) FAD in accordance with ISO 1217 : 2009, Annex C: Absolute intake pressure 1 bar (a), cooling and air intake temperature 20 °C

**) Noise level as per ISO 2151 and the basic standard ISO 9614-2, operation at maximum operating pressure and maximum speed; tolerance: ± 3 dB(A)

Specifications are subject to change without notice.

DRY TYPE OIL FREE SCREW AIR COMPRESSOR

Features and advantages



01

State-of-the-art Screw Element

- Original Germany GHH air end
- Double stage compression
- Superior Sweden SKF element bearings



02

Advanced Touch Screen Controller and Monitoring System


- Overall system performance status with pro-active service indications, alarms for malfunctions and safety shutdowns
- All monitoring and control functions via one interface, multi-language LCD available.
- Wide communication possibilities



03

Electrical Components

Schneider electrical elements with original package from France, safe and reliable.



04

Stainless Steel Oil Pipe and Air Pipe

- High temperature resistant (400°C=752°F) and low temperature resistant (-270°C= -518°F), high pressure resistant
- Ultra-long life (80 years), completely leak free and maintenance free



05

Superior Air Filter

- Superior air filter with two-stage dust removal and filtering system with efficiency of up to 99.9% even in heavy-duty environments
- Extends the service life of the compressor parts and components, ensures high air quality



06

Premium Efficiency Drive Motor

- Premium efficiency Totally Enclosed Fan Cooled (TEFC) IP54/IP55 motor (Class F insulation) protects against dust and chemicals etc.
- Long-term stable operation even in harsh environments up to 55 C (131 F)

Technical parameters for 7-10 bar models

| Model | Maximum working pressure | | Capacity FAD* | | | | Installed motor power | | Cooling Method | Noise level** | Dimensions(mm) | | | Weight | Air outlet pipe diameter |
|----------|--------------------------|------|---------------------|-----|---------------------|--------|-----------------------|-----|--------------------------------|---------------|----------------|------|------|--------|--------------------------|
| | | | 50 Hz | | 60 Hz | | | | | | kg | L | W | | |
| | bar(e) | psig | m ³ /min | cfm | m ³ /min | cfm | kW | hp | | [dB(A)] | | | | | |
| DWW-55 | 7.5 | 109 | 9.35 | 330 | 8.06 | 285 | 55 | 75 | Air Cooling W-Water Cooling | 74 | 2000 | 1200 | 1650 | 1900 | G1-1/2" |
| | 8.5 | 123 | 9.17 | 324 | 8.04 | 284 | 55 | 75 | | 74 | 2000 | 1200 | 1650 | 1900 | G1-1/2" |
| | 10.5 | 152 | 8.11 | 286 | 7.05 | 249 | 55 | 75 | | 74 | 2000 | 1200 | 1650 | 1900 | G1-1/2" |
| DWW-55W | 7.5 | 109 | 9.35 | 330 | 8.06 | 285 | 55 | 75 | | 74 | 2000 | 1200 | 1650 | 1800 | G1-1/2" |
| | 8.5 | 123 | 9.17 | 324 | 8.04 | 284 | 55 | 75 | | 74 | 2000 | 1200 | 1650 | 1800 | G1-1/2" |
| | 10.5 | 152 | 8.11 | 286 | 7.05 | 249 | 55 | 75 | | 74 | 2000 | 1200 | 1650 | 1800 | G1-1/2" |
| DWW-75 | 7.5 | 109 | 12.71 | 449 | 11.56 | 408 | 75 | 100 | | 74 | 2000 | 1200 | 1650 | 2100 | DN50 |
| | 8.5 | 123 | 11.78 | 416 | 11.53 | 407 | 75 | 100 | | 74 | 2000 | 1200 | 1650 | 2100 | DN50 |
| | 10.5 | 152 | 11.57 | 409 | 10.11 | 357 | 75 | 100 | | 74 | 2000 | 1200 | 1650 | 2100 | DN50 |
| DWW-75W | 7.5 | 109 | 12.71 | 449 | 11.56 | 408 | 75 | 100 | | 74 | 2000 | 1200 | 1650 | 2000 | DN50 |
| | 8.5 | 123 | 11.78 | 416 | 11.53 | 407 | 75 | 100 | | 74 | 2000 | 1200 | 1650 | 2000 | DN50 |
| | 10.5 | 152 | 11.57 | 409 | 10.11 | 357 | 75 | 100 | | 74 | 2000 | 1200 | 1650 | 2000 | DN50 |
| DWW-90 | 7.5 | 109 | 14.60 | 515 | 13.61 | 480 | 90 | 120 | | 76 | 2800 | 1800 | 1860 | 2800 | DN50 |
| | 8.5 | 123 | 14.32 | 506 | 13.47 | 476 | 90 | 120 | | 76 | 2800 | 1800 | 1860 | 2800 | DN50 |
| | 10.5 | 152 | 13.55 | 478 | 12.50 | 441 | 90 | 120 | | 76 | 2800 | 1800 | 1860 | 2800 | DN50 |
| DWW-90W | 7.5 | 109 | 14.60 | 515 | 13.61 | 480 | 90 | 120 | 76 | 2800 | 1800 | 1860 | 2180 | DN50 | |
| | 8.5 | 123 | 14.32 | 506 | 13.47 | 476 | 90 | 120 | 76 | 2800 | 1800 | 1860 | 2180 | DN50 | |
| | 10.5 | 152 | 13.55 | 478 | 12.50 | 441 | 90 | 120 | 76 | 2800 | 1800 | 1860 | 2180 | DN50 | |
| DWW-110 | 7.5 | 109 | 20.27 | 716 | N/A*** | N/A*** | 110 | 150 | 78 | 2800 | 1800 | 1860 | 3200 | DN65 | |
| | 8.5 | 123 | 19.03 | 672 | N/A*** | N/A*** | 110 | 150 | 78 | 2800 | 1800 | 1860 | 3200 | DN65 | |
| | 10.5 | 152 | 16.65 | 588 | 15.57 | 550 | 110 | 150 | 78 | 2800 | 1800 | 1860 | 3200 | DN65 | |
| DWW-110W | 7.5 | 109 | 20.27 | 716 | N/A*** | N/A*** | 110 | 150 | 78 | 2800 | 1800 | 1860 | 3050 | DN65 | |
| | 8.5 | 123 | 19.03 | 672 | N/A*** | N/A*** | 110 | 150 | 78 | 2800 | 1800 | 1860 | 3050 | DN65 | |
| | 10.5 | 152 | 16.65 | 588 | 15.57 | 550 | 110 | 150 | 78 | 2800 | 1800 | 1860 | 3050 | DN65 | |
| DWW-132 | 7.5 | 109 | 23.94 | 845 | 20.09 | 709 | 132 | 175 | 78 | 2800 | 1800 | 1860 | 3340 | DN65 | |
| | 8.5 | 123 | 22.47 | 793 | 19.87 | 702 | 132 | 175 | 78 | 2800 | 1800 | 1860 | 3340 | DN65 | |
| | 10.5 | 152 | 20.19 | 713 | N/A*** | N/A*** | 132 | 175 | 78 | 2800 | 1800 | 1860 | 3340 | DN65 | |
| DWW-132W | 7.5 | 109 | 23.94 | 845 | 20.48 | 723 | 132 | 175 | 78 | 2800 | 1800 | 1860 | 3170 | DN65 | |
| | 8.5 | 123 | 22.47 | 793 | 20.26 | 715 | 132 | 175 | 78 | 2800 | 1800 | 1860 | 3170 | DN65 | |
| | 10.5 | 152 | 20.19 | 713 | 19.82 | 700 | 132 | 175 | 78 | 2800 | 1800 | 1860 | 3170 | DN65 | |
| DWW-160 | 7.5 | 109 | 27.26 | 962 | 25.47 | 899 | 160 | 215 | 78 | 2800 | 1800 | 1860 | 3700 | DN65 | |
| | 8.5 | 123 | 25.86 | 913 | 25.17 | 889 | 160 | 215 | 78 | 2800 | 1800 | 1860 | 3700 | DN65 | |
| | 10.5 | 152 | 23.87 | 843 | 23.18 | 819 | 160 | 215 | 78 | 2800 | 1800 | 1860 | 3700 | DN65 | |
| DWW-160W | 7.5 | 109 | 27.26 | 962 | 25.47 | 899 | 160 | 215 | 78 | 2800 | 1800 | 1860 | 3300 | DN65 | |
| | 8.5 | 123 | 25.86 | 913 | 25.17 | 889 | 160 | 215 | 78 | 2800 | 1800 | 1860 | 3300 | DN65 | |
| | 10.5 | 152 | 23.87 | 843 | 23.18 | 819 | 160 | 215 | 78 | 2800 | 1800 | 1860 | 3300 | DN65 | |

*) FAD in accordance with ISO 1217 : 2009, Annex C: Absolute intake pressure 1 bar (a), cooling and air intake temperature 20 °C

**) Noise level as per ISO 2151 and the basic standard ISO 9614-2, operation at maximum operating pressure and maximum speed; tolerance: ± 3 dB(A)

**) N/A-Not Available

Specifications are subject to change without notice.

Technical parameters for 7-10 bar models

| Model | Maximum working pressure | | Capacity FAD* | | | | Installed motor power | | Cooling Method | Noise level** | Dimensions(mm) | | | Weight | Air outlet pipe diameter |
|----------|--------------------------|------|---------------------|------|---------------------|--------|-----------------------|-----|--------------------------------|---------------|----------------|------|------|--------|--------------------------|
| | | | 50 Hz | | 60 Hz | | | | | | L | W | H | | |
| | bar(e) | psig | m ³ /min | cfm | m ³ /min | cfm | kW | hp | | [dB(A)] | | | | kg | |
| DWW-185 | 7.5 | 109 | 30.19 | 1066 | 28.88 | 1020 | 185 | 250 | Air Cooling W-Water Cooling | 78 | 2800 | 1800 | 1860 | 3900 | DN65 |
| | 8.5 | 123 | 29.53 | 1043 | 28.30 | 999 | 185 | 250 | | 78 | 2800 | 1800 | 1860 | 3900 | DN65 |
| | 10.5 | 152 | 27.20 | 960 | 27.17 | 960 | 185 | 250 | | 78 | 2800 | 1800 | 1860 | 3900 | DN65 |
| DWW-185W | 7.5 | 109 | 30.19 | 1066 | 28.88 | 1020 | 185 | 250 | | 78 | 2800 | 1800 | 1860 | 3460 | DN65 |
| | 8.5 | 123 | 29.53 | 1043 | 28.30 | 999 | 185 | 250 | | 78 | 2800 | 1800 | 1860 | 3460 | DN65 |
| | 10.5 | 152 | 27.20 | 960 | 27.17 | 960 | 185 | 250 | | 78 | 2800 | 1800 | 1860 | 3460 | DN65 |
| DWW-200W | 7.5 | 109 | 36.41 | 1286 | 31.14 | 1100 | 200 | 270 | | 78 | 3100 | 2150 | 2200 | 4300 | DN100 |
| | 8.5 | 123 | 33.86 | 1196 | 30.52 | 1078 | 200 | 270 | | 78 | 3100 | 2150 | 2200 | 4300 | DN100 |
| | 10.5 | 152 | 30.35 | 1071 | 28.82 | 1018 | 200 | 270 | | 78 | 3100 | 2150 | 2200 | 4300 | DN100 |
| DWW-220W | 7.5 | 109 | 38.99 | 1377 | 37.54 | 1325 | 220 | 300 | | 78 | 3100 | 2150 | 2200 | 4500 | DN100 |
| | 8.5 | 123 | 37.93 | 1339 | 36.78 | 1299 | 220 | 300 | | 78 | 3100 | 2150 | 2200 | 4500 | DN100 |
| | 10.5 | 152 | 33.79 | 1193 | 31.08 | 1097 | 220 | 300 | | 78 | 3100 | 2150 | 2200 | 4500 | DN100 |
| DWW-250W | 7.5 | 109 | 47.26 | 1669 | 41.53 | 1466 | 250 | 350 | | 80 | 3100 | 2150 | 2200 | 4550 | DN100 |
| | 8.5 | 123 | 43.31 | 1529 | 40.69 | 1437 | 250 | 350 | | 80 | 3100 | 2150 | 2200 | 4550 | DN100 |
| | 10.5 | 152 | 38.88 | 1373 | 37.43 | 1322 | 250 | 350 | | 80 | 3100 | 2150 | 2200 | 4550 | DN100 |
| DWW-280W | 7.5 | 109 | 51.04 | 1802 | N/A*** | N/A*** | 280 | 375 | 80 | 3400 | 2400 | 2200 | 4800 | DN100 | |
| | 8.5 | 123 | 47.24 | 1668 | N/A*** | N/A*** | 280 | 375 | 80 | 3400 | 2400 | 2200 | 4800 | DN100 | |
| | 10.5 | 152 | 43.26 | 1528 | 41.40 | 1462 | 280 | 375 | 80 | 3400 | 2400 | 2200 | 4800 | DN100 | |
| DWW-315W | 7.5 | 109 | 52.03 | 1837 | N/A*** | N/A*** | 315 | 425 | 80 | 3400 | 2400 | 2200 | 5000 | DN100 | |
| | 8.5 | 123 | 51.04 | 1802 | N/A*** | N/A*** | 315 | 425 | 80 | 3400 | 2400 | 2200 | 5000 | DN100 | |
| | 10.5 | 152 | 47.18 | 1666 | N/A*** | N/A*** | 315 | 425 | 80 | 3400 | 2400 | 2200 | 5000 | DN100 | |

*) FAD in accordance with ISO 1217 : 2009, Annex C: Absolute intake pressure 1 bar (a), cooling and air intake temperature 20 °C

**) Noise level as per ISO 2151 and the basic standard ISO 9614-2, operation at maximum operating pressure and maximum speed; tolerance: ± 3 dB(A)

***) N/A-Not Available

Specifications are subject to change without notice.

Technical parameters for 2.5-3.5 bar models

| Model | Maximum working pressure | | Capacity FAD* | | | | Installed motor power | | Cooling Method | Noise level** [dB(A)] | Dimensions(mm) | | | Weight kg | Air outlet pipe diameter |
|--------------|--------------------------|------|---------------------|------|---------------------|------|-----------------------|-----|-----------------------------------|--------------------------|----------------|------|------|--------------|--------------------------|
| | | | 50 Hz | | 60 Hz | | | | | | L | W | H | | |
| | bar(e) | psig | m ³ /min | cfm | m ³ /min | cfm | kW | hp | | | | | | | |
| DWL-55-2 | 2.5 | 37 | 15.33 | 541 | 14.40 | 508 | 55 | 75 | Air Cooling W-Water Cooling | 69 | 2100 | 1500 | 1790 | 2500 | DN100 |
| DWL-55-3 | 3.5 | 51 | 12.78 | 451 | 10.85 | 383 | 55 | 75 | | 69 | 2100 | 1500 | 1790 | 2500 | DN100 |
| DWL-75-2 | 2.5 | 37 | 19.92 | 703 | 19.85 | 701 | 75 | 100 | | 69 | 2100 | 1500 | 1790 | 2650 | DN100 |
| DWL-75-3 | 3.5 | 51 | 16.30 | 575 | 15.86 | 560 | 75 | 100 | | 69 | 2100 | 1500 | 1790 | 2650 | DN100 |
| DWL-90-2 | 2.5 | 37 | 26.07 | 921 | 26.28 | 928 | 90 | 120 | | 72 | 2800 | 1800 | 1860 | 2750 | DN100 |
| DWL-90-3 | 3.5 | 51 | 19.54 | 690 | 18.30 | 646 | 90 | 120 | | 72 | 2100 | 1500 | 1790 | 2750 | DN100 |
| DWL-110(W)-2 | 2.5 | 37 | 33.16 | 1171 | 29.82 | 1053 | 110 | 150 | | 72 | 3100 | 2150 | 2200 | 3500 | DN150 |
| DWL-110(W)-3 | 3.5 | 51 | 25.60 | 904 | 23.90 | 844 | 110 | 150 | | 72 | 2800 | 1800 | 1860 | 3000 | DN150 |
| DWL-132(W)-2 | 2.5 | 37 | 40.24 | 1421 | 35.99 | 1271 | 132 | 175 | | 72 | 3100 | 2150 | 2200 | 3600 | DN150 |
| DWL-132(W)-3 | 3.5 | 51 | 27.23 | 961 | 29.43 | 1039 | 132 | 175 | | 72 | 2800 | 1800 | 1860 | 3100 | DN150 |
| DWL-160(W)-2 | 2.5 | 37 | 49.42 | 1745 | 45.20 | 1596 | 160 | 215 | | 76 | 3100 | 2150 | 2200 | 3900 | DN150 |
| DWL-160(W)-3 | 3.5 | 51 | 35.75 | 1262 | 35.12 | 1240 | 160 | 215 | | 76 | 3100 | 2150 | 2200 | 3800 | DN150 |
| DWL-185(W)-2 | 2.5 | 37 | 56.02 | 1978 | 52.71 | 1861 | 185 | 250 | | 79 | 3400 | 2400 | 2200 | 4100 | DN150 |
| DWL-185(W)-3 | 3.5 | 51 | 42.21 | 1490 | 40.28 | 1422 | 185 | 250 | | 79 | 3400 | 2400 | 2200 | 4000 | DN150 |

*) FAD in accordance with ISO 1217 : 2009, Annex C: Absolute intake pressure 1 bar (a), cooling and air intake temperature 20 °C

**) Noise level as per ISO 2151 and the basic standard ISO 9614-2, operation at maximum operating pressure and maximum speed; tolerance: ± 3 dB(A)

Specifications are subject to change without notice.



Denair Energy Saving Technology (Shanghai) Plc.

No. 10, Xinghao Rd., Jinshan District,
Shanghai 201502, China
Tel.: +86 21 3783 1829
Fax: +86 21 6040 5929

info@denair.net
www.denair.net

Copyright © 2018 Denair Group. All rights reserved.

P-DNR201808-02 Specifications are subject to change without prior notice.
Never use compressed air as breathing air without prior purification in accordance with local legislation and standards.